






COMMUNICATION	NAVIGATION	SERVICES
CTAF 122.8 APP/DEP 126.45 CLNC DEL (651) 463-5588	Elevation . . . 1233' TPA 2233' VOR to Field DME 109.4 RZN 106°/19.8 NM	FUEL NONE Airport Manager (715) 296-3638
		STAMP LOCATION Terminal  

ADDRESS Burgs Park Dr, Shell Lake, WI 54871