








COMMUNICATION	NAVIGATION	SERVICES
CTAF . . . . . 122.8 ASOS . . . . . 126.775 (715) 682-5541 APP/DEP . . . . 126.45 GCO . . . . . 122.25 CLNC DEL . . . . . (651) 463-5588	<b>Elevation . . . . 827'</b> <b>TPA . . . . . 1827'</b>  <b>VOR to Field</b> 108.8 IWD 271° /32.9 NM	<b>FUEL</b> 100LL, Jet A+, 24 HR Self-Serve  Airport Manager (715) 682-7070  Call Airport Manager for JET A  After hours service call (715) 292-7070
<ul style="list-style-type: none"><li>Aircraft over 4,000 lbs. park on concrete.</li><li> Monday to Friday.</li></ul> <div></div>		<b>STAMP LOCATION</b>   Terminal  

ADDRESS

Co Hwy K Ashland, WI 54806